

DAILY DERIVATIVES RESEARCH REPORT

January 1, 2026

NIFTY OI

Current	Absolute Chg
15.22	0.11
Previous	% Change
15.11	0.76%


INDIA VIX

Current	Absolute Chg
9.48	-0.28
Previous	% Change
9.68	-2.09%

PCR

Current	Absolute Chg
1.27	0.37
Previous	% Change
0.90	41.4%

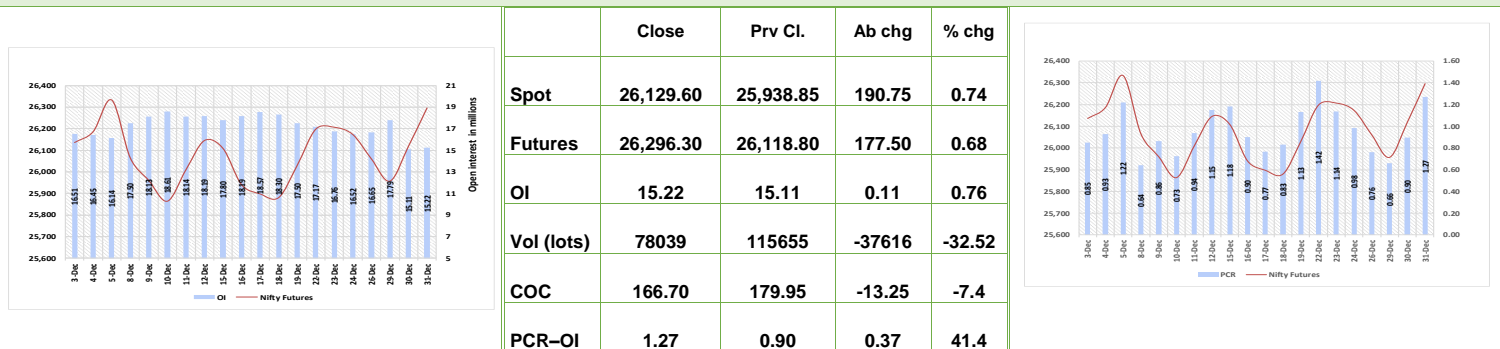
OUTLOOK



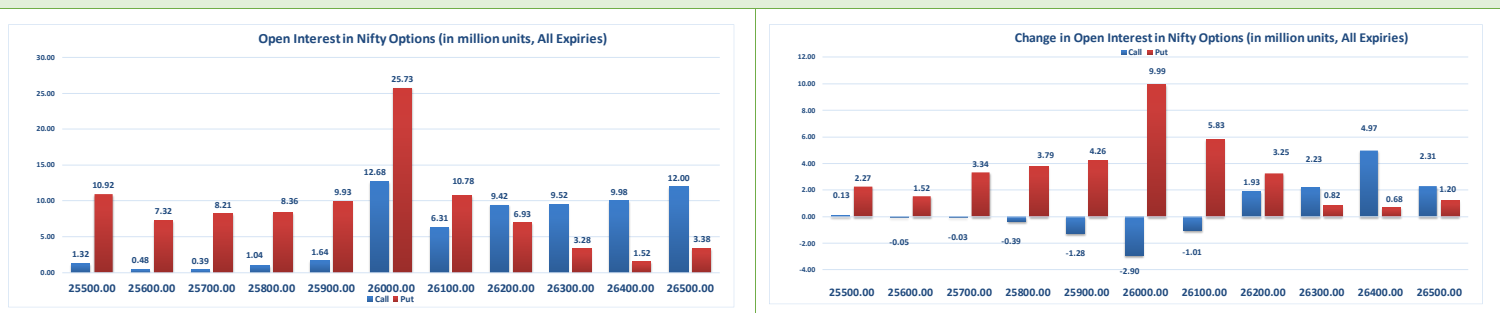
Summary

Indian markets closed on a positive note where buying was mainly seen in Banking, Metals, Oil & Gas and Chemicals. Nifty Dec Futures closed at 26,296.30 (up 177.50 points) at a premium of 166.70 pts to spot.

Nifty Snapshot



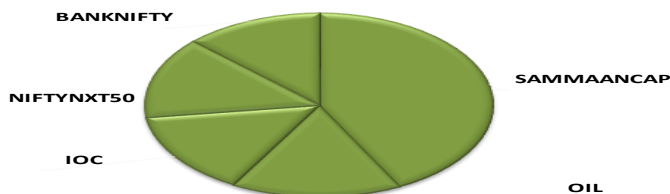
Open Interest in Nifty Options



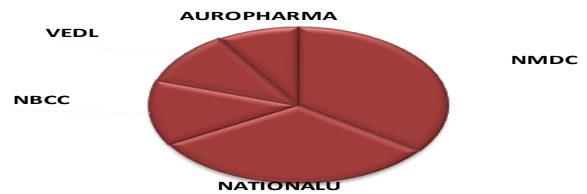
» The above second chart shows previous trading day's change in Nifty options where Liquidations in OI were seen in 26500, 26200, 26100, 26000, strike Calls and at 26000, 25900, 25800, 25700, 25500 strike Puts indicating market is likely to remain positive in near term.

» Highest OI build-up is seen at 26000 strike Calls and 26000 strike Puts, to the tune of 12.68mn and 25.73mn respectively.

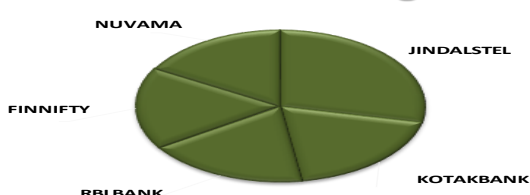
Long Builtup



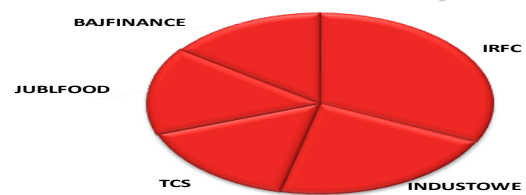
Long Unwinding



Short Covering



Short Builtup



DAILY DERIVATIVES RESEARCH REPORT

(Price is in Rs; OI is in million units; Price chg and OI chg are in percentage) **NB RESEARCH**

Fresh Longs seen in:					Fresh Shorts seen in:				
Scrip	Price	Price chg	OI	OI Chg	Scrip	Price	Price chg	OI	OI Chg
SAMMAANCAP	146.7	3.6	98.5	26.1	IRFC	124.9	-0.5	60.9	6.9
OIL	426.6	2.8	11.8	9.7	INDUSTOWER	421.2	-0.9	88.8	4.7
IOC	167.6	3.0	102.8	9.0	TCS	3220.5	-1.1	20.1	4.4
NIFTYNXT50	69597.6	0.8	0.0	8.8	JUBLFOOD	557.3	-0.5	24.3	4.2
BANKNIFTY	59883.6	0.5	1.3	7.9	BAJFINANCE	993.1	-0.3	91.8	4.1
Short Covering seen in:					Long Unwinding seen in:				
Scrip	Price	Price chg	OI	OI Chg	Scrip	Price	Price chg	OI	OI Chg
JINDALSTEL	1057.4	2.9	12.7	-9.3	NMDC	83.5	-0.6	340.0	-1.8
KOTAKBANK	2209.2	1.9	38.7	-6.3	NATIONALUM	316.2	-0.1	52.6	-1.6
RBLBANK	316.9	1.9	71.9	-4.6	NBCC	122.3	-0.6	95.7	-0.7
FINNIFTY	27763.6	0.6	0.0	-4.5	VEDL	605.9	-0.6	92.1	-0.6
NUVAMA	1486.5	1.8	2.4	-4.3	AUROPHARMA	1189.5	-0.5	21.8	-0.5

Institutional Activity

Institutional Activity in previous trading session				Net FII Activity (in Rs cr.)				
(in Rs cr.)	Buy	Sell	Net	Date	Idx Fut	Stk Fut	Idx Opt	Cash
Index Futures	1890.07	2178.34	-288.27	31-Dec	-288.3	2914.3	5397.5	-3597
Index Options	759829.67	754432.19	5397.48	30-Dec	-786.6	4617.5	14591.8	-3844
Stock Futures	19148.63	16234.33	2914.30	29-Dec	-1707.7	-503.6	-1986.4	-2760
Stock Options	19072.00	19512.43	-440.43	26-Dec	-1130.7	1166.3	7847.9	-318
FII Cash	5,322.52	8,919.90	-3,597.38	24-Dec	1032.4	879.2	-1606.9	-1721
DII Cash	19,462.99	12,703.35	6,759.64	23-Dec	2097.9	1847.3	-5206.5	-1795

Technical Pivot (Intraday):

	S2	S1	PIVOT	R1	R2
NIFTY	26055	26175	26250	26370	26445
BANKNIFTY	59340	59610	59825	60100	60315

Derivative Recommendations:

Stock Name	Call (Buy/Sell)	Entry price	Targets	Stop Loss	Duration	Status
NIL						

DAILY DERIVATIVES RESEARCH REPORT

NIFTY50 Options OI (CE OI = Resistance) (PE OI = Support)			
Symbol	Highest CE OI	Highest PE OI	CMP
ADANIENT	2300	2200	2249
ADANIPTS	1500	1500	1479
APOLLOHOSP	7200	7000	7089
ASIANPAINT	2860	2520	2782
AXISBANK	1300	1260	1274
BAJAJ-AUTO	10000	9100	9402
BAJAJFINSV	2100	2000	2047
BAJFINANCE	1000	1000	993
BEL	400	400	402
BHARTIARTL	2100	2000	2119
CIPLA	1500	1500	1516
COALINDIA	410	400	400
DRREDDY	1300	1150	1274
EICHERMOT	8100	6900	7341
ETERNAL	280	280	280
GRASIM	3000	2740	2843
HCLTECH	1700	1600	1618
HDFCBANK	1000	940	997
HDFCLIFE	770	750	754
HINDALCO	900	800	890
HINDUNILVR	2300	2300	2324
ICICIBANK	1360	1350	1351
INDIGO	5500	5000	5078
INFY	1660	1620	1625
ITC	410	400	405

NIFTY50 Options OI (CE OI = Resistance) (PE OI = Support)			
Symbol	Highest CE OI	Highest PE OI	CMP
JIOFIN	300	290	297
JSWSTEEL	1160	1100	1172
KOTAKBANK	2200	2160	2209
LT	4100	4000	4108
M&M	3800	3700	3733
MARUTI	17000	16000	16808
MAXHEALTH	1100	1040	1051
NESTLEIND	1300	1200	1294
NTPC	335	310	332
ONGC	245	235	242
POWERGRID	270	250	266
RELIANCE	1600	1560	1578
SBILIFE	2080	2000	2048
SBIN	1000	980	986
SHRIRAMFIN	1000	900	999
SUNPHARMA	1760	1620	1729
TATACONSUM	1200	1180	1199
TMPV	400	360	370
TATASTEEL	180	170	181
TCS	3400	3200	3221
TECHM	1800	1500	1600
TITAN	4200	4000	4065
TRENT	4300	4200	4294
ULTRACEMCO	12000	11500	11857
WIPRO	265	260	262

DERIVATIVES RESEARCH REPORT

[illegible][illegible]

FROM THE EQUITY DERIVATIVE DESK:

NIRAV HARISH CHHEDA

AVP - DERIVATIVES AND TECHNICAL RESEARCH

E-Mail: nirav.chheda@nirmalbang.com

Tel no: 6273-8199/8000

AMIT BHUPTANI

SNR.DERIVATIVES AND TECHNICAL RESEARCH

E-Mail: amit.bhuptani@nirmalbang.com

Tel no: 6273-8242/8000

DISCLOSURE

Research Reports that are published by Nirmal Bang Securities Private Limited (hereinafter referred to as “NBSPL”) are for private circulation only. NBSPL is a registered Research Analyst under SEBI (Research Analyst) Regulations, 2014 having Registration no. INH000001766. NBSPL is also a registered Stock Broker with National Stock Exchange of India Limited, BSE Limited, Metropolitan Stock Exchange of India Limited, Multi Commodity Exchange of India Limited and , National Commodity and Derivative Exchange Limited in Capital Market , Equity and Commodities derivatives segments and Currency Derivatives Segment . NBSPL has other business divisions with independent research teams separated by Chinese walls, and therefore may, at times, have different or contrary views on stocks and markets. NBSPL or its associates have not been debarred / suspended by SEBI or any other regulatory authority for accessing / dealing in securities Market since last 20 years. NBSPL, its associates or analyst or his relatives do not hold any financial interest (Except Investment) in the subject company. NBSPL or its associates or Analyst do not have any conflict or material conflict of interest at the time of publication of the research report with the subject company. NBSPL or its associates or Analyst or his relatives may or may not hold beneficial ownership of 1% or more in the subject company at the end of the month immediately preceding the date of publication of this research report. NBSPL or its associates / analyst has not received any compensation / managed or co-managed public offering of securities of the company covered by Analyst during the past twelve months. NBSPL or its associates have not received any compensation or other benefits from the company covered by Analyst or third party in connection with the research report. Analyst has not served as an officer, director or employee of Subject Company. NBSPL / analyst has not been engaged in market making activity of the subject company. Analyst Certification: The research analysts and authors of these reports, hereby certify that the views expressed in this research report accurately reflects my/our personal views about the subject securities, issuers, products, sectors or industries. It is also certified that no part of the compensation of the analyst(s) was, is, or will be directly or indirectly related to the inclusion of specific recommendations or views in this research. The analyst(s) principally responsible for the preparation of this research report and has taken reasonable care to achieve and maintain independence and objectivity in making any recommendation.

DISCLAIMER

The Research Report is for the personal information of the authorized recipient and does not constitute to be any investment, legal or taxation advice. NBSPL is not soliciting any action based upon it. Nothing in the research report shall be construed as a solicitation to buy or sell any security or product, or to engage in or refrain from engaging in any such transaction. In preparing the research report, we did not take into account the investment objectives, financial situation and particular needs of the reader. The research report has been prepared for the general use of the clients of NBSPL and must not be copied, either in whole or in part, or distributed or redistributed to any other person in any form. If you are not the intended recipient you must not use or disclose the information in the research report in any way. Though disseminated to all the customers simultaneously, not all customers may receive the research report at the same time. NBSPL will not treat recipients as customers by virtue of their receiving the research report. The research report is not directed or intended for distribution to or use by any person or entity resident in a state, country or any jurisdiction, where such distribution, publication, availability or use would be contrary to law, regulation or which would subject NBSPL & its group companies to registration or licensing requirements within such jurisdictions. The report is based on the information obtained from sources believed to be reliable, but we do not make any representation or warranty that it is accurate, complete or up-to-date and it should not be relied upon as such. We accept no obligation to correct or update the information or opinions in it. NBSPL or any of its affiliates or employees shall not be in any way responsible for any loss or damage that may arise to any person from any inadvertent error in the information contained in the research report. NBSPL or any of its affiliates or employees do not provide, at any time, any express or implied warranty of any kind, regarding any matter pertaining to this report, including without limitation the implied warranties of merchantability, fitness for a particular purpose, and non-infringement. The recipients of the research report should rely on their own investigations. This information is subject to change without any prior notice. NBSPL reserves its absolute discretion and right to make or refrain from making modifications and alterations to this statement from time to time. Nevertheless, NBSPL is committed to providing independent and transparent recommendations to its clients, and would be happy to provide information in response to specific client queries. Before making an investment decision on the basis of research report, the reader needs to consider, with or without the assistance of an adviser, whether the advice is appropriate in light of their particular investment needs, objectives and financial circumstances. There are risks involved in securities trading. The price of securities can and does fluctuate, and an individual security may even become valueless. International investors are reminded of the additional risks inherent in international investments, such as currency fluctuations and international stock market or economic conditions, which may adversely affect the value of the investment. Opinions expressed are subject to change without any notice. Neither the company nor the director or the employees of NBSPL accept any liability whatsoever for any direct, indirect, consequential or other loss arising from any use of the research report and/or further communication in relation to the research report. Here it may be noted that neither NBSPL, nor its directors, employees, agents or representatives shall be liable for any damages whether direct or indirect, incidental, special or consequential including lost revenue or lost profit that may arise from or in connection with the use of the information contained in the research report. Copyright of this document vests exclusively with NBSPL. Our reports are also available on our website www.nirmalbang.com Registration granted by SEBI and certification from NISM in no way guarantee performance of NBSPL or provide any assurance of returns to investors.

**Nirmal Bang Research (Division of Nirmal Bang Securities Pvt. Ltd.) B-2, 301/302, Marathon Innova,
Opp. Peninsula Corporate Park Off. Ganpatrao Kadam Marg Lower Parel (W), Mumbai-400013
Board No. : 91 22 6723 8000/8001 Fax : 022 6723 8010**